


HOW-TO



Help your student



# KEEP UP WITH ONLINE CLASSES

*berry*




*nice*



SEAL of APPROVAL

at Lamar Middle School





# OH, Hi There!

Sheesh! This is a crazy year!  
Don't be too hard on yourself or your child  
if their grades have slipped.

This guide can help you learn how to  
navigate Blend and TEAMS, so you can  
help your child keep up with their online  
classes at Lamar!



# STEP 1: LOG IN TO BLEND WITH YOUR CHILD'S STUDENT ID

<https://portal.austinisd.org>

AISD Portal

**AUSTIN**  
Independent School District

Login

Username

Continue >

Scan QR Code >

Forgot Password?    Forgot User Name?

Restablecer la contraseña    Recuperar nombre de usuario

Please note that the use of the AISD computer network, computer equipment, and resources are not private and may be monitored for appropriate use. For further information, please refer to the AISD Acceptable Use Policy in the Need Help section of this page. Your access to this AISD site and service constitutes your acceptance of all provisions of the AISD Acceptable Use Policy.

Need Login Help?  
Call the Parent Help Desk  
at 512-414-9187

## Communication-Tip:

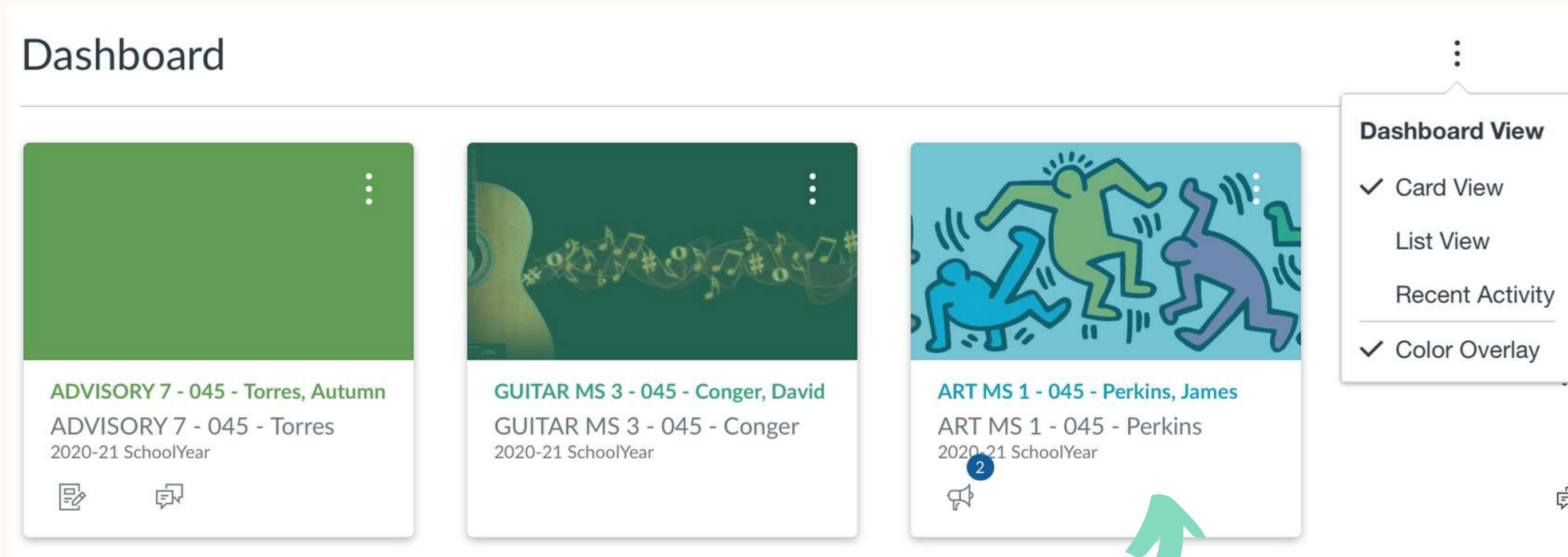
If possible, sit down with your student to go over their grades and missing assignments on Blend together. Explain to them that this school year is very different and you want to support them to keep up with their classes.

Dashboard    GLOBAL SEARCH    Sebastian

Bookmarks    Looking for something else? See all Applications

BLEND (Canvas)    Covid Self Screener    Google Drive    DreamBox    BrainPOP    Gmail

# STEP 2: GO TO THE DASHBOARD



Make sure you are in Card View.

You can switch views by clicking on the 3 dots here.

## Step 3: CLICK A CLASS TILE

# Step 4: Click on Grades

Look for Assignments that are Missing

Keith Haring Project	Oct 30 by 11:59pm	<b>MISSING</b>	×	100
Looking at Art - Describing Naruto	Oct 30 by 11:59pm		✓	100
Value Slide Show Warm-Up	Oct 30 by 11:59pm		📄	100
Value Slide Show Warm-Up	Oct 30 by 11:59pm	<b>LATE</b>	📄	100

\*write down a list of the missing assignments.

"LATE" means the assignment has been turned in, but it was late.

\*note: If your child has accommodations, they can email or zoom-chat the teacher to make sure the teacher knows they get extra time. However, it might still say late on Blend.

# STEP 5: CLICK ON THE MODULES LINK TO FIND ASSIGNMENTS



Keith Haring Project  
Oct 30 | 100 pts

Click on the Project Name to see the assignment



Keith Haring Project [Submit Assignment](#)



Due Oct 30 by 11:59pm Points 100 Submitting a website url, a media recording, or a file upload  
Available Oct 12 at 12am - Nov 13 at 11:59pm about 1 month



CREATE YOUR OWN: KEITH HARING-STYLE COMPOSITION  
CREA LA TUYA PROPIA: COMPOSICIÓN ESTILO KEITH HARING

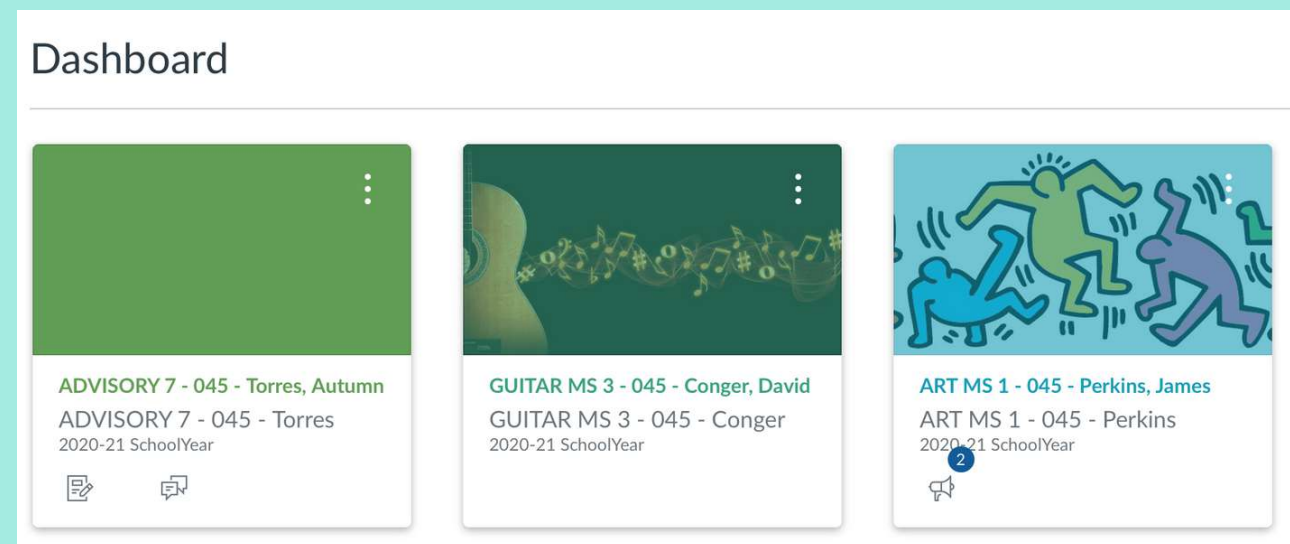
Follow the  
Instructions  
and Click  
Submit Assignment

# What's the difference between BLEND and TEAMS?



- **Classwork / Assignments**

Blend is where the kids actually see their assignments and what needs to be done



- **Discussions and Feedback**

Class discussions take place and teachers offer feedback to assignments

Grades



- **Grades**

Grades flow from Blend to Teams - Be aware there is a lag so they don't show up right away.

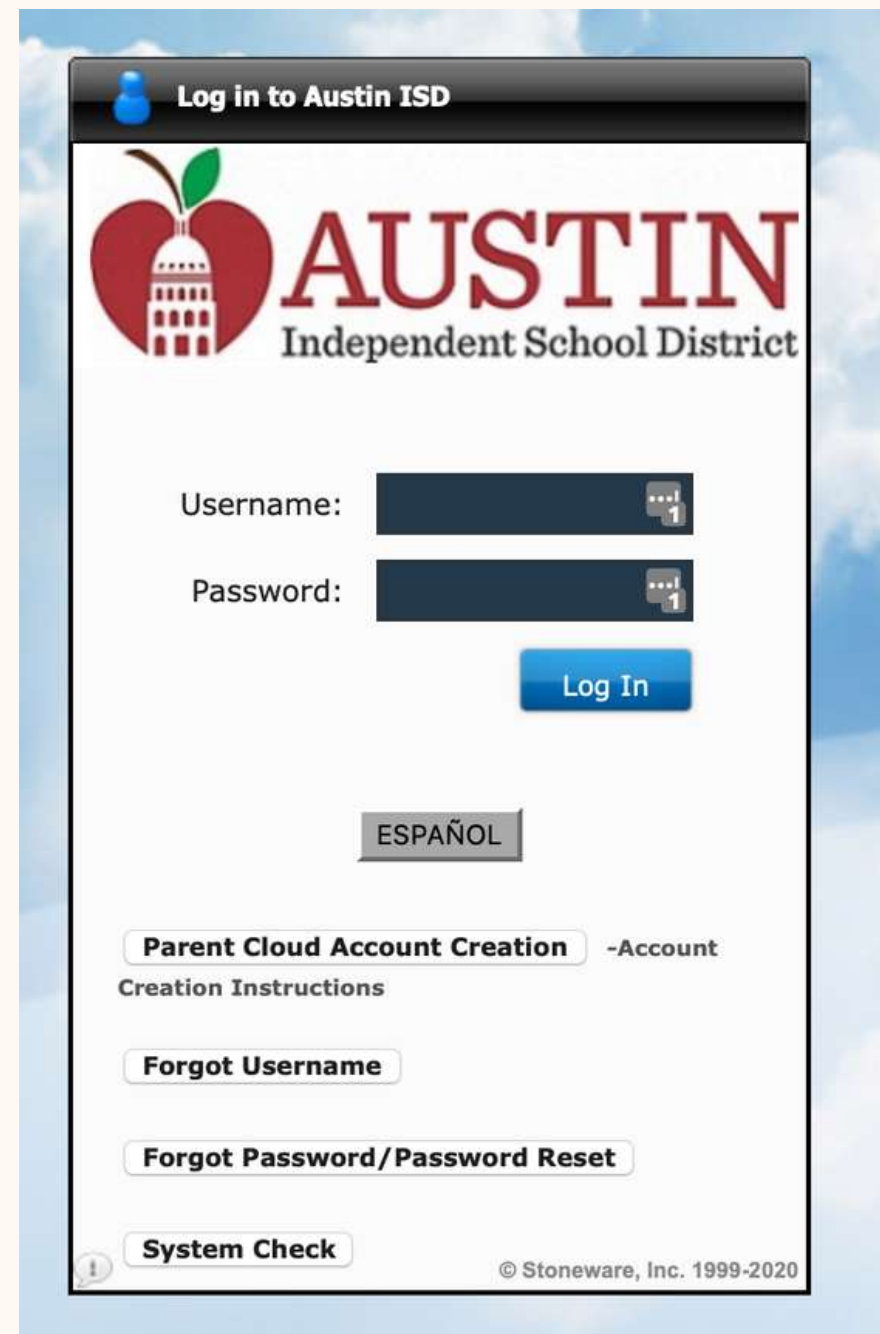
My Students	Attendance	Report Cards	Email Teacher	Schedule	Edit Contact Info	Notifications		
Course	Sect	Teacher	Short Desc	Day Prd	Room	1Six	2Six	3Six
<b>Scheduled</b>								
6007.DH000	1	Espinosa Sanchez, Ana		A - 01	P-15	Grades		
5001.R0000	4	Perkins, James		A - 02	504	Show		
5063.R0000	1	Conger, David		A - 03	103	Up		
4007.H0000	5	Torres, Autumn		A - 04	203	Here		
4007.H0000	5	Torres, Autumn		A - 04	203			
1007.H0000	4	Vouvray, Amy		B - 05	403			
7017.R0000	8	Molgren, Anthony		B - 06	GYM			
9138.R0000	3	Wiltshire, Nicholas		B - 06				

- **Email your Teacher**

You can click Email Teacher and a list of all your current teachers will appear for you to email.

# CHECKING GRADES ON TEAMS

Go to: <https://my.austinisd.org> and log in with Parent ID



Log in to Austin ISD

**AUSTIN**  
Independent School District

Username:

Password:

**Log In**

ESPAÑOL

**Parent Cloud Account Creation** -Account Creation Instructions

**Forgot Username**

**Forgot Password/Password Reset**

**System Check**

© Stoneware, Inc. 1999-2020



Click on Report Card to see your current grades

My Students	Attendance	Report Cards	Email Teacher	Schedule	Edit Contact Info	Notifications		
Course	Sect	Teacher	Short Desc	Day Prd	Room	1Six	2Six	3Six
<b>Scheduled</b>								
6007.DH000.	1	<a href="#">Espinosa Sanchez, Ana</a>		A - 01	P-15	<b>Grades Show Up Here</b>		
5001.R0000.	4	<a href="#">Perkins, James</a>		A - 02	504			
5063.R0000.	1	<a href="#">Conger, David</a>		A - 03	103			
4007.H0000.	5	<a href="#">Torres, Autumn</a>		A - 04	203			
4007.H0000.	5	<a href="#">Torres, Autumn</a>		A - 04	203			
1007.H0000.	4	<a href="#">Vouvray, Amy</a>		B - 05	403			
7017.R0000.	8	<a href="#">Molgren, Anthony</a>		B - 06	GYM			
9138.R0000.	3	<a href="#">Wiltshire, Nicholas</a>						


**Need Login Help?**  
Call the Parent Help Desk at 512-414-9187



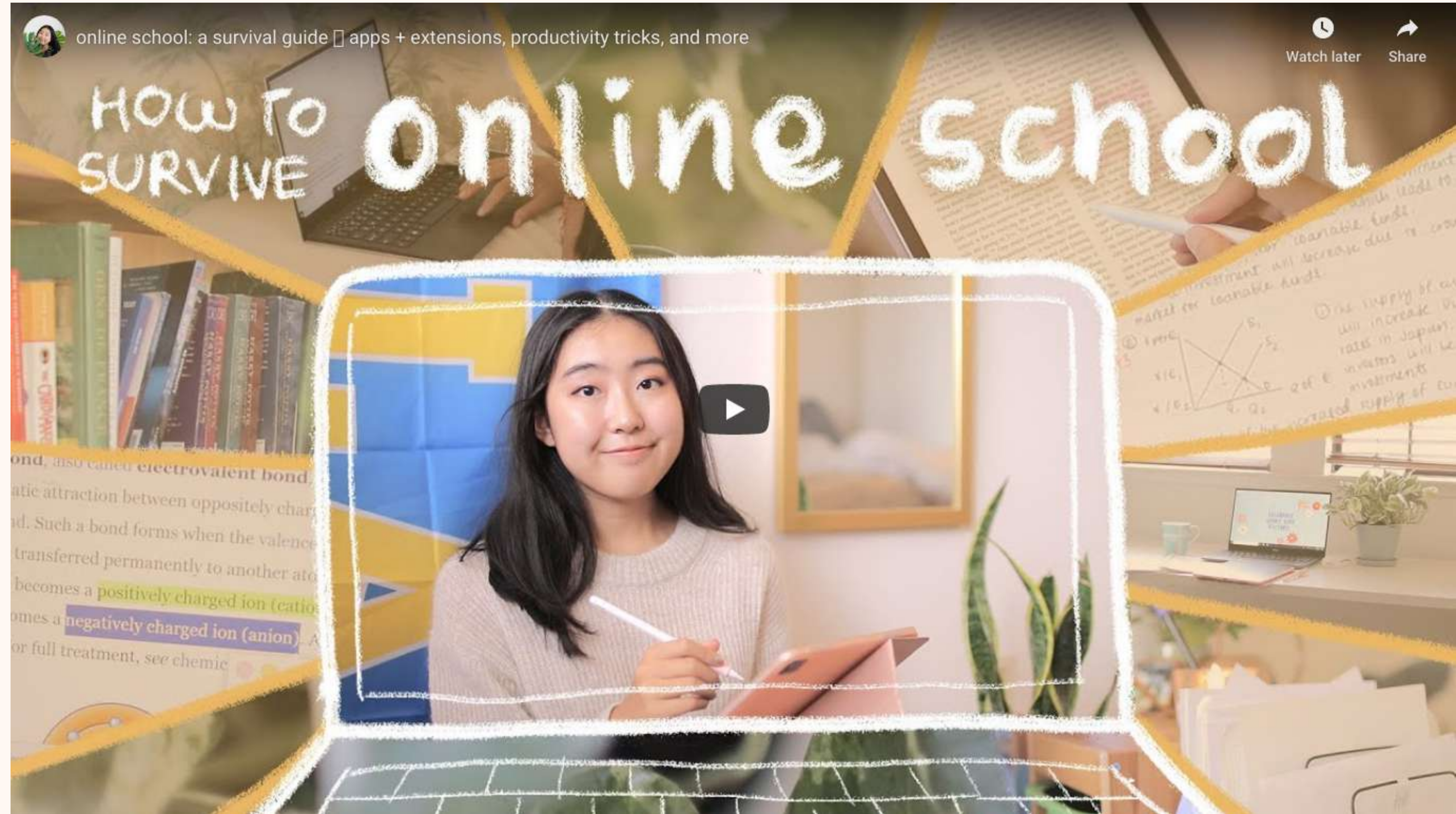
# Make A Plan

Take your list of missing assignments and Get to work on completing, then turning these assignments in!





# VIDEO: ONLINE SCHOOL TIPS





# ADDITIONAL RESOURCES

Here are some links to blog posts we like to help support families.



Don't Worry, Your Kids will Catch Up.

<https://www.tinabryson.com/news/dont-worry-your-kid-will-catch-up>



What Is Your Teenager Trying To Tell You?

<https://katiemalinski.com/2014/05/teenager-trying-tell/>



The Kids Who Need The Most Love Will Ask For It In The Most Unloving Ways.

<https://katiemalinski.com/2013/12/the-kids-who-need-the-most-love-will-ask-for-it-in-the-most-unloving-ways/>

AWE  
SOME



HOPPIN.



# Motivation Strategies to try!



[LINK TO FULL  
ARTICLE](#)

## • Nix the nagging!

Pestering creates an adversarial, shaming dynamic that backfires. Instead, try a Calm, Firm and Non-controlling approach.

## Think "15 minutes of pain."

Have the student set a timer for only fifteen minutes. Keep it lighthearted and explain that even if it "hurts" doing the work, she can stop after fifteen minutes.

## • Use Class Time.

The more work that your child gets done during class, the less they have to do after school!

## • Encourage Effort.

Be mindful that kids can get intimidated when learning new material. Remind them to focus on what they can control, their effort.

## • Break it down.

Reinforce breaking up work into manageable chunks and encourage taking regular breaks. Encourage moving around and walking away for a bit.

## • Prioritize.

Coach and encourage that the order that homework is done based on urgency, complexity, and workload.

## • Encourage Connection.

Encourage the student to make or re-establish a connection with his teacher to let them know they are working on completing assignments.

## • Cut Down On Consequences

Imposing consequences for schoolwork not being done can backfire with defiant behavior. If you use consequences, don't present them with yelling. Keep them reasonable and think of the situation from their perspective.

## • Change up the surroundings.

Try moving to a different room, or silencing the cell phone. Changing the physical environment can help reinforce new habits.

# OOPS! I FREAKED OUT!



BY TINA PAYNE BYSON

"BLOWING UP DOESN'T MEAN YOU BLOW IT... AS with any exercise, there are better days than others. Even if you end up screaming and yelling at your kid, those are opportunities to learn from. It's perfectly fine as long as your child is safe. You can say, "I need to calm myself down to have a productive conversation about this," which is a good model behavior for your child to see. Your kids will learn from you as a model, and if you are perfect all the time, they won't be able to relate, which could be a source of anxiety. Even if you lose it and make threats you won't be able to follow through with, Dr. Bryson says, "It's actually beneficial for your kids to hear you say, 'I really blew that, I wish I had done that differently,' and go through the process with them. Discipline is about learning, and parents are learning, too. Connection is what drives everything, so when you do something that gets in the way of connection, reconnect, go back and fix it."



# SCHOOL RESOURCES:

Share your opinions with the school HERE



PARENT  
INFO  
PAGE

STAFF DIRECTORY.

PTA  
BULLETIN  
BOARD  
PADLET

